

PK2-整机电器接线图

文件编号： ZB.01.PK.10.001

文件版本： 1.12

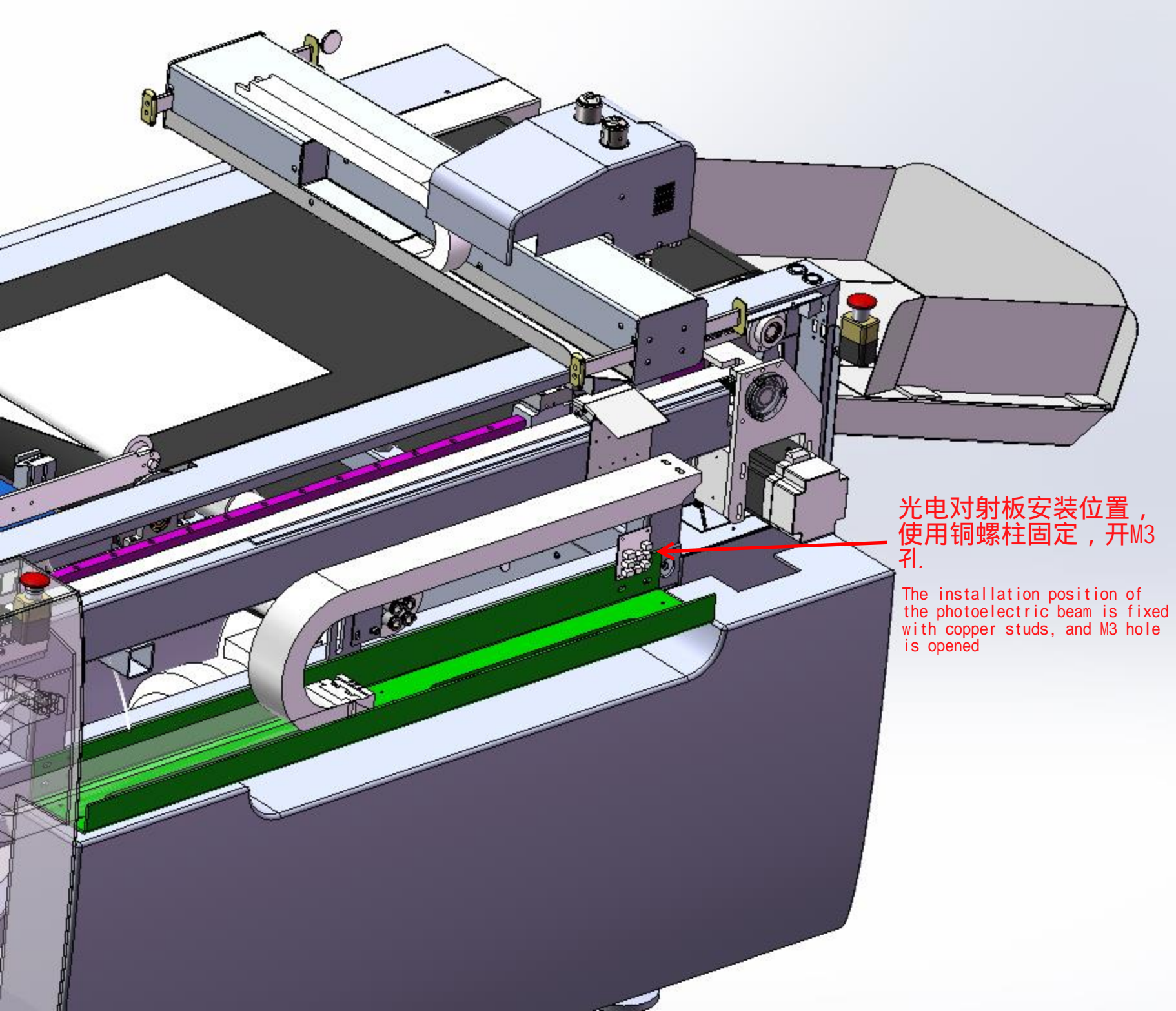
设计： 李尚源 日期： 20201228
审核： 伍郁杰 日期： 20201228
批准： 陈 昊 日期： 20201228

PK2 整机电器接线图版本控制表

序号	版本号	修改记录及说明	修改人	日期
1	1.01	修改成 0604 专用图	毛海民	20190918
2	1.02	修改成 0604 框架步进送料专用图纸	李尚源	20191219
3	1.03	修改成 0604 一体机控制图纸	李尚源	20191228
4	1.04	修改成 0604PK2-15P 接线	李尚源	20200227
5	1.05	修改 0604PK2-33P,18P,20P,08P,07P 接线 长度	李尚源	20200313
6	1.06	增加 0705 机型的线长度	毛海民	20200507
7	1.07	修改步进电机接线	李尚源	20200622
8	1.08	修改PK2-19P线长	李尚源	20200912
9	1.09	修改PK2-20P线长	李尚源	20200923
10	1.10	修改PK2-18P、PK2-19P线长、新增红光防撞图纸	李尚源	20201016
11	1.11	新增光电对射布局图，分隔机械防撞部件	李尚源	20201225
12	1.12	修改0604 PK2-18P线长	李尚源	20201228
13				
14				
15				

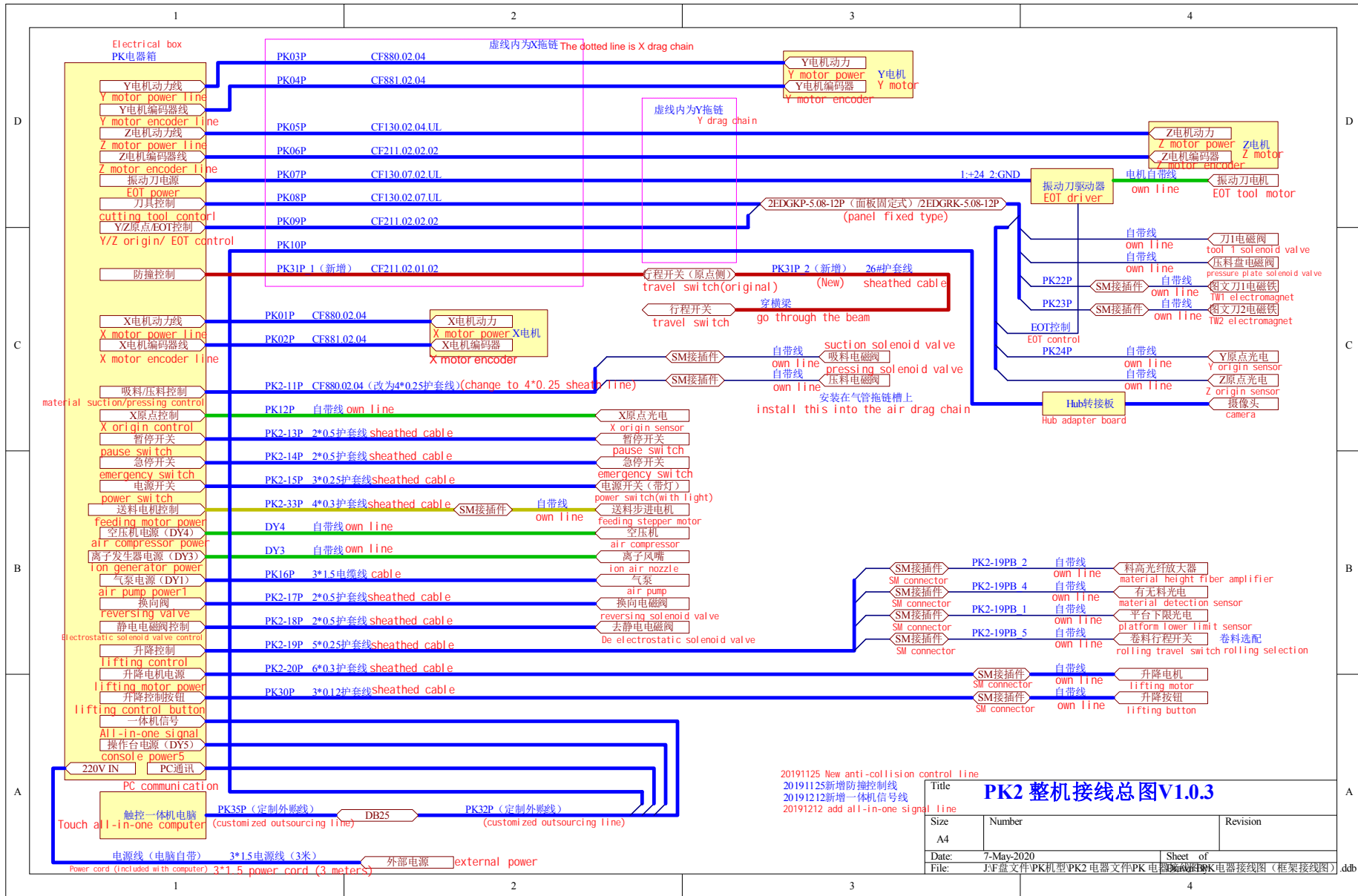
PK-整机电器接线图清单

序号	名称	型号规格	图纸版本号	所属部件	修改记录	备注 1
1	PK2 整机接线总图		V1.0.3			
2	PK 机头接线图		V1.0.1			
3	PK2 升降电机接线图		V1.0.2			
4	PK2 送料电机接线图		V1.0.2			
5	PK-X 电机动力线	PK01P	V1.0.1	PK2 整机成品线部件		
6	PK-X 电机编码器线	PK02P	V1.0.1	PK2 整机成品线部件		
7	PK-Y 电机动力线	PK03P	V1.0.2	PK2 整机成品线部件	增加 0705 机型线长	线长按机型定
8	PK-Y 电机编码器线	PK04P	V1.0.2	PK2 整机成品线部件	增加 0705 机型线长	线长按机型定
9	PK-Z 电机动力线	PK05P	V1.0.2	PK2 整机成品线部件	增加 0705 机型线长	线长按机型定
10	PK-Z 电机编码器线	PK06P	V1.0.2	PK2 整机成品线部件	增加 0705 机型线长	线长按机型定
11	PK-振动刀电源线	PK07P	V1.0.1	大机头部件	增加 0705 机型线长	线长按机型定
12	PK-刀具控制线	PK08P	V1.0.1	PK2 整机成品线部件	增加 0705 机型线长	线长按机型定
13	PK-原点控制线	PK09P	V1.0.2	PK2 整机成品线部件	增加 0705 机型线长	线长按机型定
14	PK2-电磁阀控制线	PK2-11P	V1.0.2	PK2 整机成品线部件	增加 0705 机型线长	线长按机型定
15	PK-X 原点控制线	PK12P	V1.0.0	PK2 整机成品线部件		
16	PK2-暂停开关线	PK2-13P	V1.0.2	PK2 整机成品线部件	增加 0705 机型线长	线长按机型定
17	PK2-急停开关线 1	PK2-14P	V1.0.2	PK2 整机成品线部件	增加 0705 机型线长	线长按机型定
18	PK2-电源开关控制线	PK2-15P	V1.0.3	PK2 整机成品线部件	增加 0705 机型线长	线长按机型定
19	PK-气泵电源线	PK16P	V1.0.1	PK2 整机成品线部件	增加 0705 机型线长	线长按机型定
20	PK2-换向阀控制线	PK2-17P	V1.0.2	PK2 整机成品线部件	增加 0705 机型线长	线长按机型定
21	PK2-静电电磁阀控制线	PK2-18P	V1.0.4	PK2 整机成品线部件	增加 0705 机型线长	线长按机型定
22	PK2-升降控制线	PK2-19P	V1.0.4	PK2 整机成品线部件	增加 0705 机型线长	线长按机型定
23	PK2-升降电机电源线	PK2-20P	V1.0.3	PK2 整机成品线部件	增加 0705 机型线长	线长按机型定



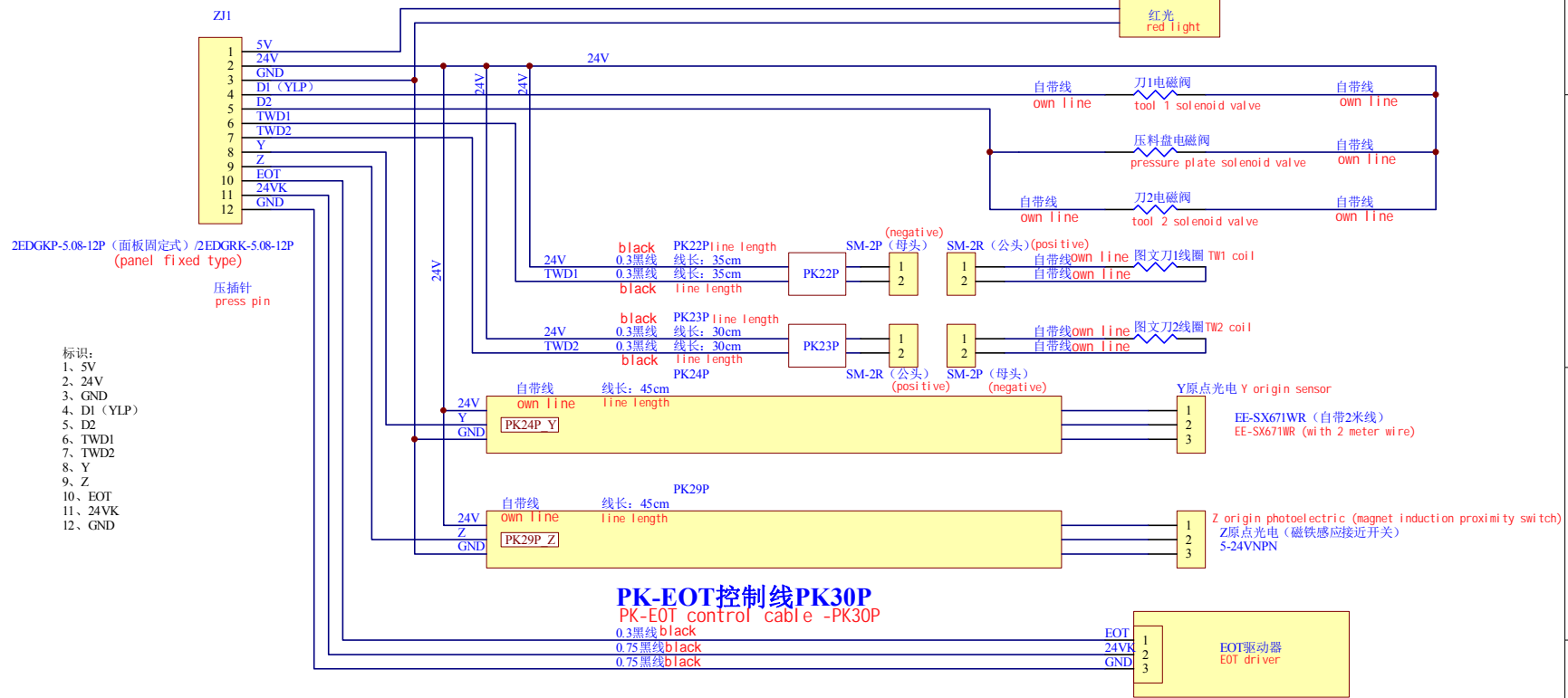
光电对射板安装位置，
使用铜螺柱固定，开M3
孔。

The installation position of
the photoelectric beam is fixed
with copper studs, and M3
hole is opened



整机接线用图

PK 机头接线图 PK-cutting head diagram



2EDGKP-5.08-12P (面板固定式) / 2EDGRK-5.08-12P (panel fixed type)

压插针
press pin

- 标识:
 1、5V
 2、24V
 3、GND
 4、DI (YLP)
 5、D2
 6、TWD1
 7、TWD2
 8、Y
 9、Z
 10、EOT
 11、24VK
 12、GND

PK-EOT控制线PK30P PK-EOT control cable -PK30P

0.3黑线 black
 0.75黑线 black
 0.75黑线 black

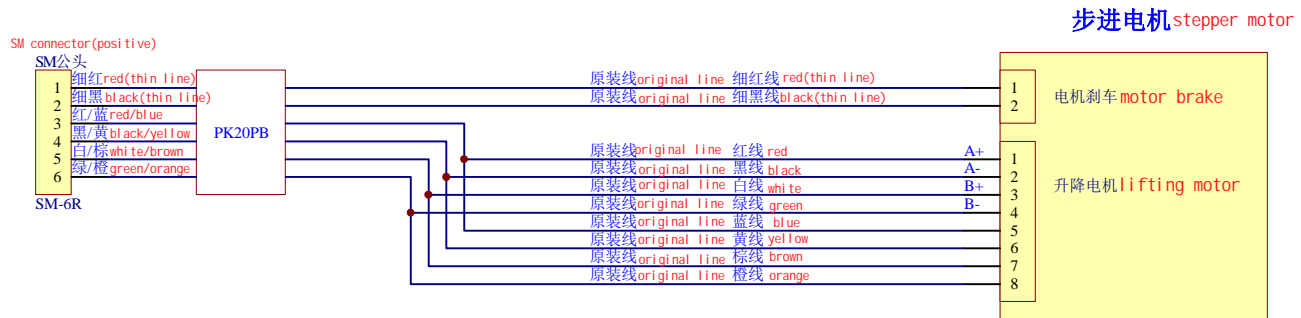
Title PK-机头接线图V1.0.1		
Size A4	Number	Revision
Date: 7-May-2020	Sheet of 2	File: J:\E盘文件\PK机型\PK2 电器文件\PK 电器接线图 (框架接线图).ddb

整机接线用图

Wiring diagram of complete machine

PK2-升降电机接线图

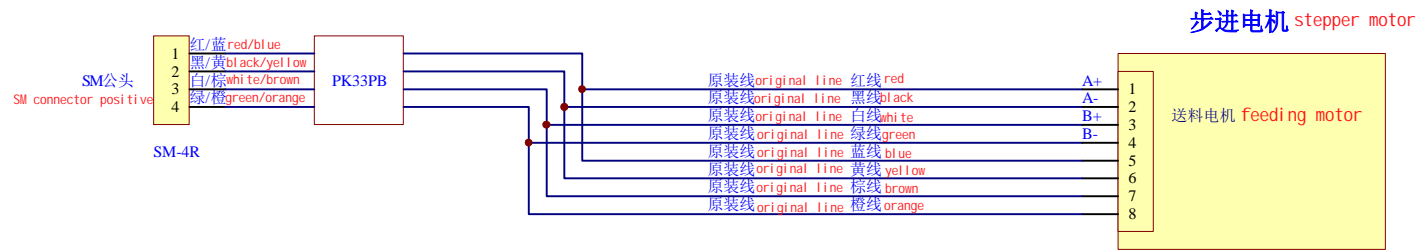
PK-Lifting motor wiring diagram



Title			PK2-升降电机接线图V1.02		
Size	Number		Revision		
A4					
Date:	22-Jun-2020		Sheet of		
File:	D:\PLC项目\PK\PK2\PK2电器接线图 (相关设备).ddb		Drawn By:		

整机接线用图
Wiring diagram of complete machine

PK2-送料电机接线图
PK-Feeding drum wiring diagram



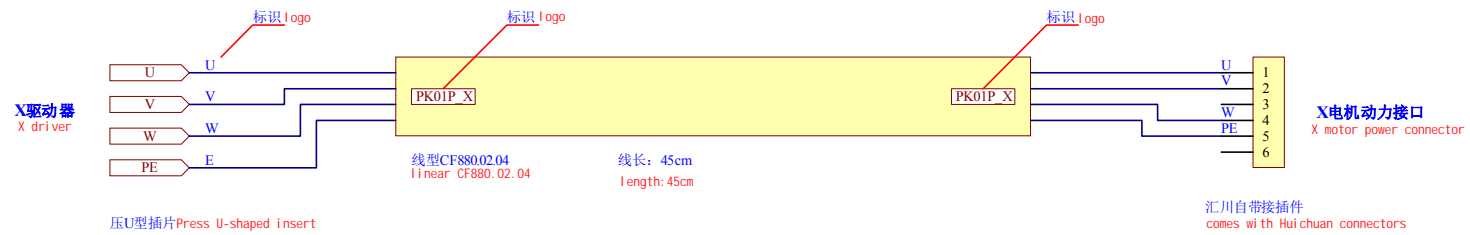
Title			PK2-送料电机接线图V1.02
Size	Number	Revision	
A4			
Date:	22-Jun-2020	Sheet of	
File:	D:\PLC项目\PK\PK2\PK2电器接线图(柜架图)\DrawBy.ddb		

PK2整机成品线部件

PK2 complete machine finished line components

PK-X电机动力线PK01P

PK-X motor power cable-PK01P



- 标识: logo
 1. PK01P_X
 2. U
 3. V
 4. W
 5. PE

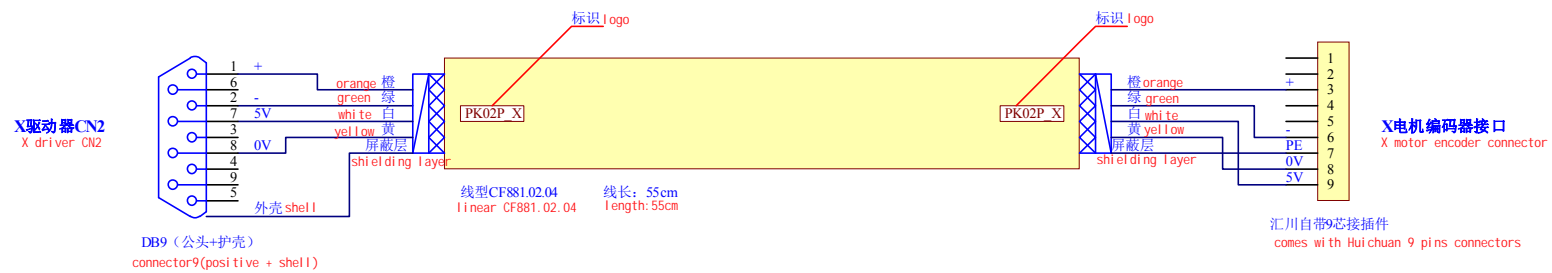
Title			PK-X电机动力线接线图V1.0.1
Size	Number	Revision	
A4			
Date:	7-May-2020	Sheet of	
File:	J:\E盘文件\PK机型\PK2 电器文件\PK 电器文件\PK 电器接线图 (框架接线图).ddb	16 of 16	

PK2整机成品线部件

PK2 complete machine finished line components

PK-X电机编码器线PK02P

PK-X motor encoder cable-PK02P



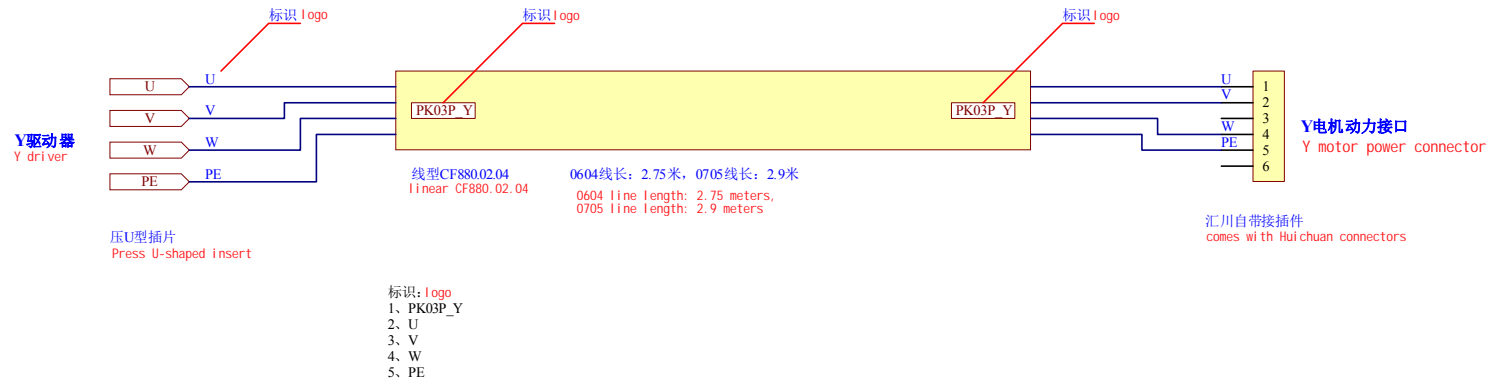
Title			PK-X电机编码器线接线图V1.0.1		
Size	Number		Revision		
A4					
Date:	7-May-2020		Sheet of		
File:	J:\E盘文件\PK机型\PK2 电器文件\PK 电器文件\PK 电器接线图 (框架接线图).ddb		16 of 16		

PK2整机成品线部件

PK2 complete machine finished line components

PK-Y电机动力线PK03P

PK-Y motor power-PK03P



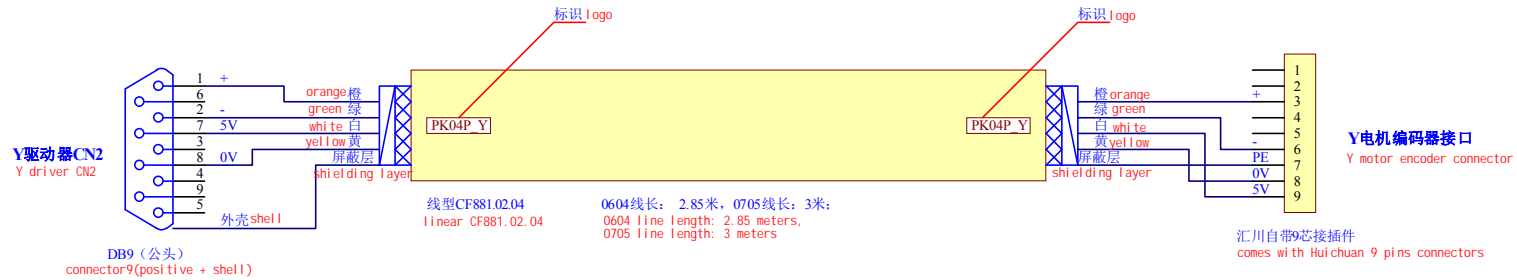
Title			PK-Y电机动力线接线图V1.0.2		
Size	Number		Revision		
A4					
Date:	7-May-2020		Sheet of		
File:	J:\E盘文件\PK机型\PK2 电器文件\PK 电器文件\PK 电器接线图 (框架接线图).ddb		1/1		

PK2整机成品线部件

PK2 complete machine finished line components

PK-Y电机编码器线PK04P

PK-Y motor encoder cable-PK04P



标识: logo
1、PK03P_Y

线型CF881.02.04
Linear CF881.02.04
0604线长: 2.85米, 0705线长: 3米;
0604 line length: 2.85 meters,
0705 line length: 3 meters

汇川自带9芯接插件
comes with Huichuan 9 pins connectors

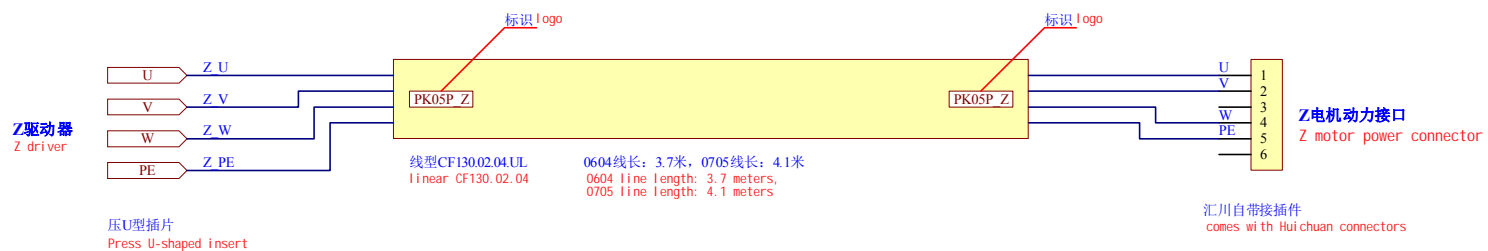
Title			PK-Y电机编码器线接线图V1.0.2		
Size	Number		Revision		
A4					
Date:	7-May-2020		Sheet of		
File:	J:\E盘文件\PK机型\PK2 电器文件\PK 电器文件\PK 电器接线图 (框架接线图).ddb		16 of 16		

BK2-整机成品线部件

PK2 complete machine finished line components

PK-Z电机动力线PK05P

PK-Z motor power cable-PK05P



压U型插片
Press U-shaped insert

汇川自带接插件
comes with Hui chuan connectors

- 标识, logo
1、PK05P_Z
2、U
3、V
4、W
5、PE

Title **PK-Z电机动力线接线图V1.0.2**

Size A4 Number Revision

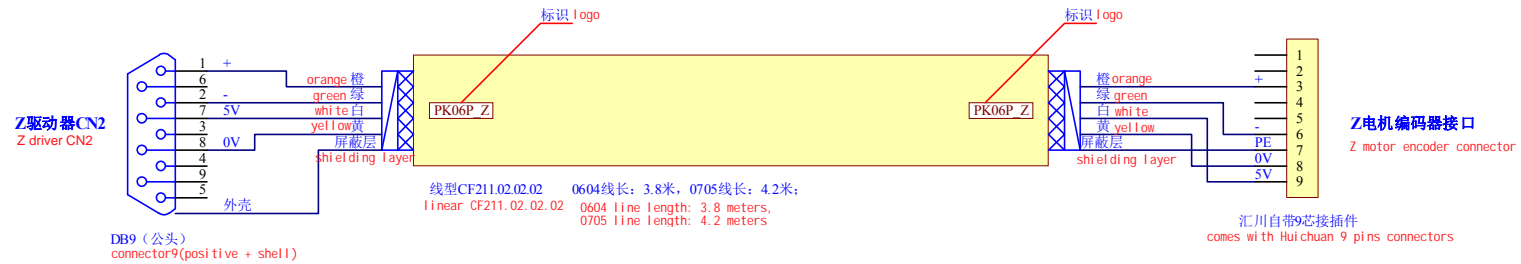
Date: 7-May-2020 Sheet of
File: J:\E盘文件\PK机型\PK2 电器文件\PK 电器文件\PK 电器接线图 (框架接线图).ddb

PK2整机成品线部件

PK2 complete machine finished line components

PK-Z电机编码器线PK06P

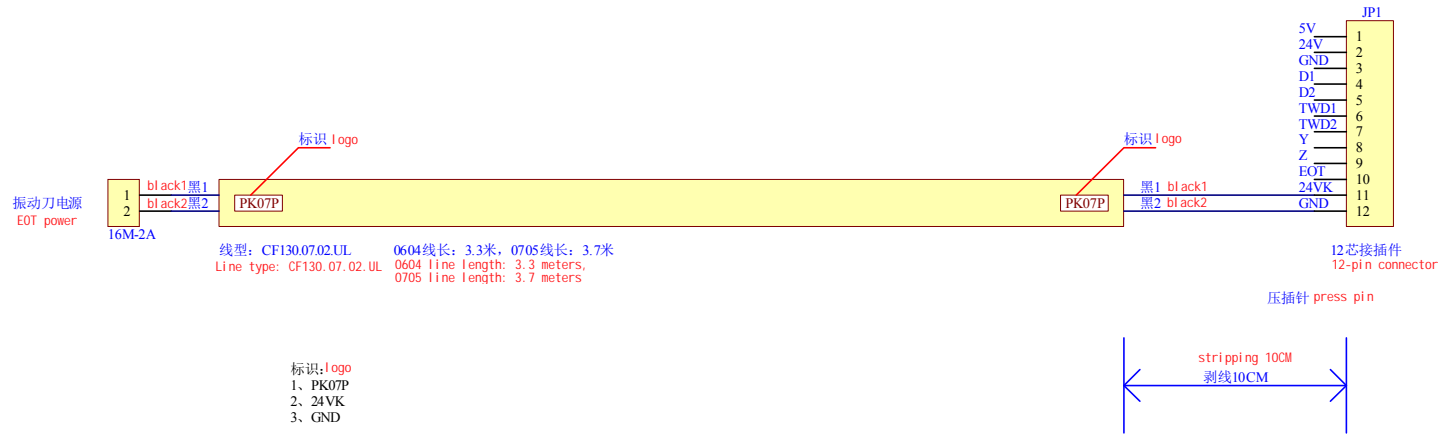
PK-Z motor encoder cable-PK06P



Title			PK-Z电机编码器线接线图V1.0.2
Size	Number	Revision	
A4			
Date:	7-May-2020	Sheet of	
File:	J:\E盘文件\PK机型\PK2 电器文件\PK 电器文件\PK 电器接线图 (框架接线图).ddb	1/1	

大机头部件
Large head parts

PK-振动刀电源线PK07P
PK-EOT power cable-PK07P



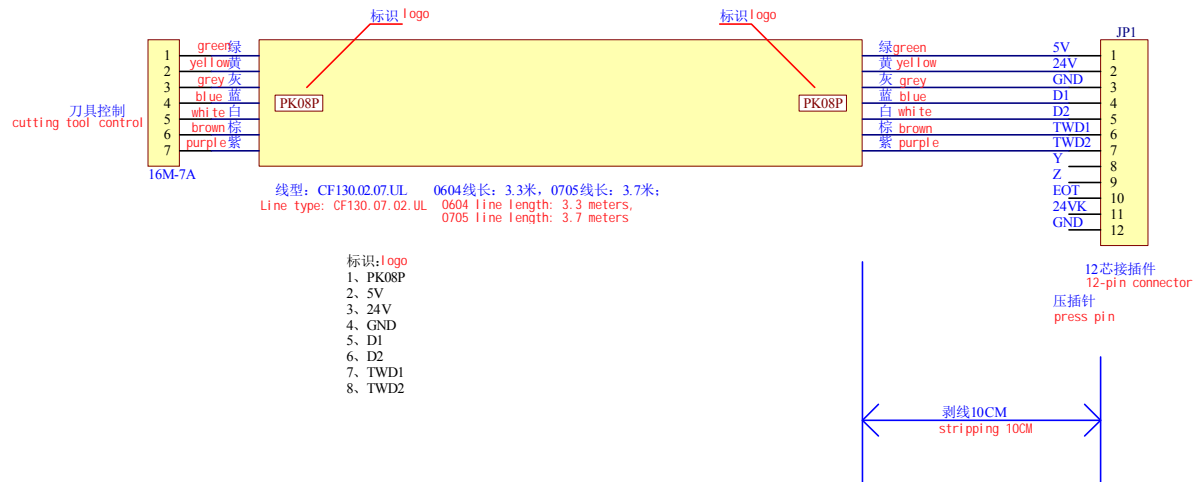
Title			PK-振动刀电源线接线图V1.0.1
Size	Number	Revision	
A4			
Date:	7-May-2020	Sheet of	
File:	J:\E盘文件\PK机型\PK2 电器文件\PK 电器文件\PK 电器接线图 (框架接线图).ddb	16 of 16	

PK2整机成品线部件

PK2 complete machine finished line components

PK-刀具控制线PK08P

PK-cutting tool control cable-PK08P



Title **PK-刀具控制线接线图V1.0.1**

Size Number Revision

A4

Date: 7-May-2020 Sheet of

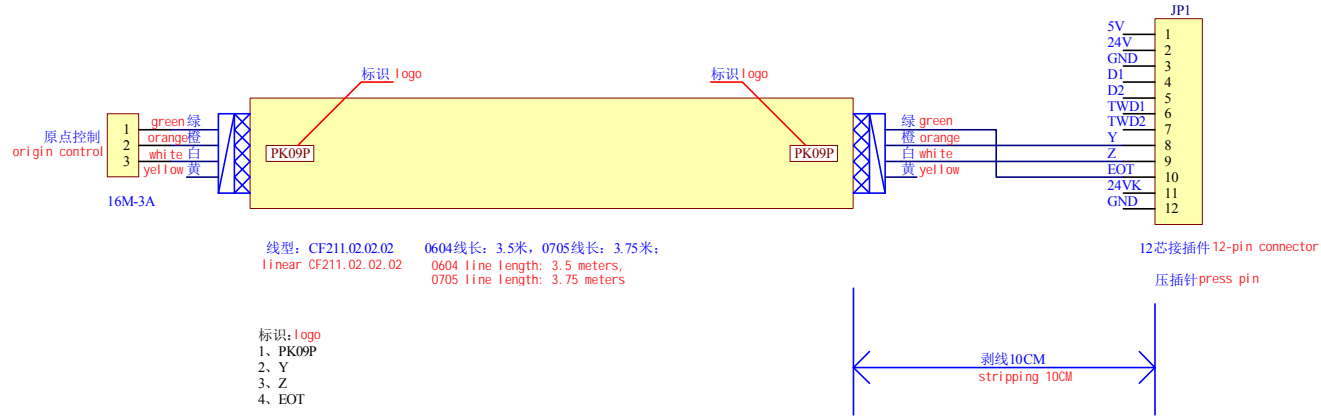
File: J:\E盘文件\PK机型\PK2 电器文件\PK 电器文件\PK 电器接线图 (框架接线图).ddb

PK2整机成品线部件

PK2 complete machine finished line components

PK-原点控制线PK09P

PK- origin control cable-PK09P



Title		
PK-原点控制线接线图V1.0.2		
Size	Number	Revision
A4		
Date:	7-May-2020	Sheet of
File:	JWF盘文件\PK机型\PK2 电器文件\PK 电器文件\PK 电器接线图 (框架接线图).ddb	16 of 16

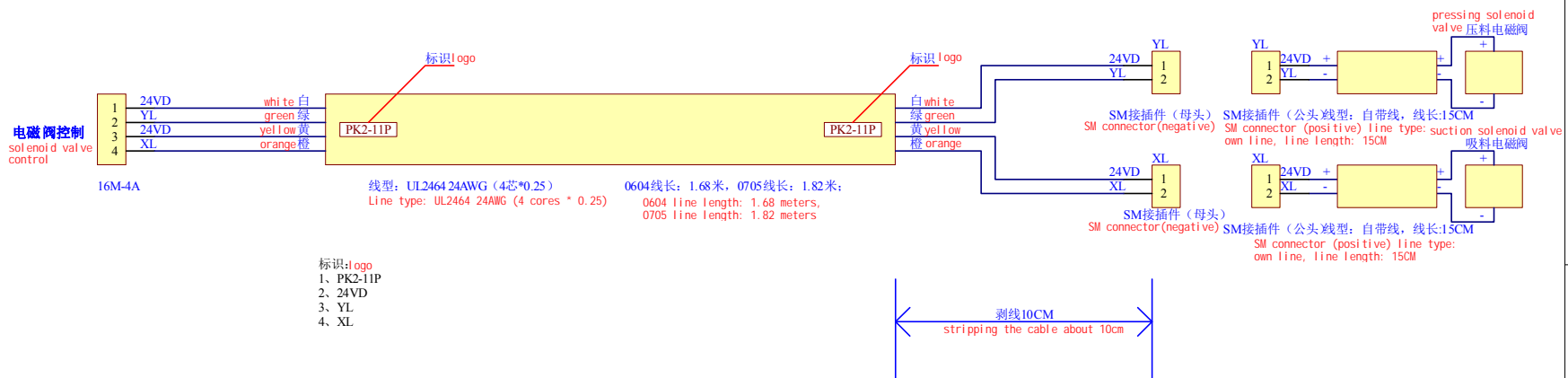
PK2整机成品线部件

PK2 complete machine finished line components

PK2-电磁阀控制线PK2-11P

PK2-solenoid valve control cable PK2-11P

机身侧
fuselage side



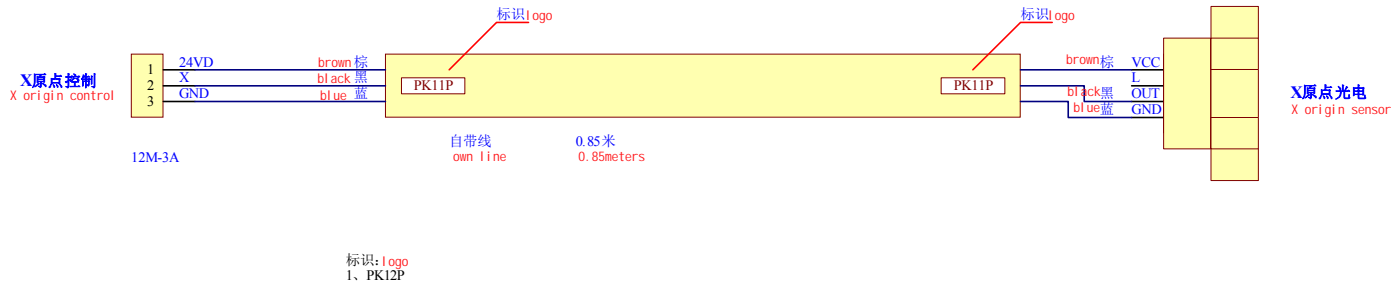
Title		
PK2-电磁阀控制线接线图V1.0.2		
Size	Number	Revision
A4		
Date:	7-May-2020	Sheet of
File:	J:\E盘文件\PK机型\PK2 电器文件\PK 电器文件\PK2 电器接线图(框架接线图).ddb	1/1

PK2整机成品线部件

PK2 complete machine finished line components

PK-X原点控制线PK12P

PK-X origin control cable-PK12P



Title **PK-X原点控制线接线图V1.0.0**

Size Number Revision

A4

Date: 7-May-2020 Sheet of

File: J:\E盘文件\PK机型\PK2 电器文件\电器接线图\PK2 电器接线图 (框架接线图).ddb

PK2整机成品线部件

PK2 complete machine finished line components

PK2-暂停开关线PK2-13P

PK2-pause button switch cable2-PK13P



线型: 2*0.5护套线 0604机型线长: 168cm, 0705线长: 175cm
 line type: 2*0.5 sheathed line 0604 line length: 168cm, 0705 line length: 172cm

标识: logo
 1、PK2-13P
 2、PAUSE
 3、GND

Title PK2-暂停开关线接线图V1.0.2

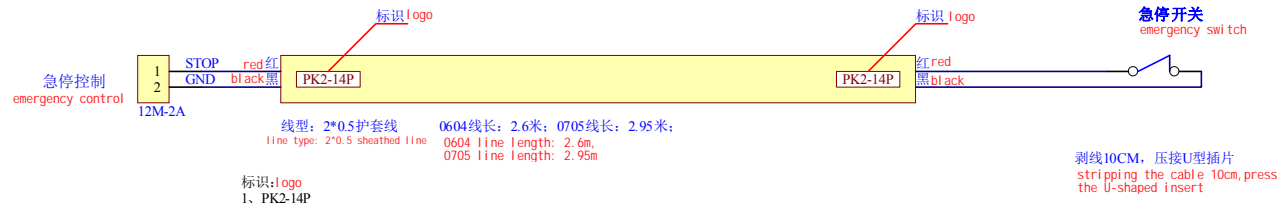
Size	Number	Revision
A4		
Date:	7-May-2020	Sheet of
File:	J:\E盘文件\PK机型\PK2 电器文件\PK 电器文件\PK2 电器接线图 (框架接线图).ddb	

PK2整机成品线部件

PK2 complete machine finished line components

PK2-急停开关线1 PK2-14P

PK2-emergency switch cable1-PK2-14P



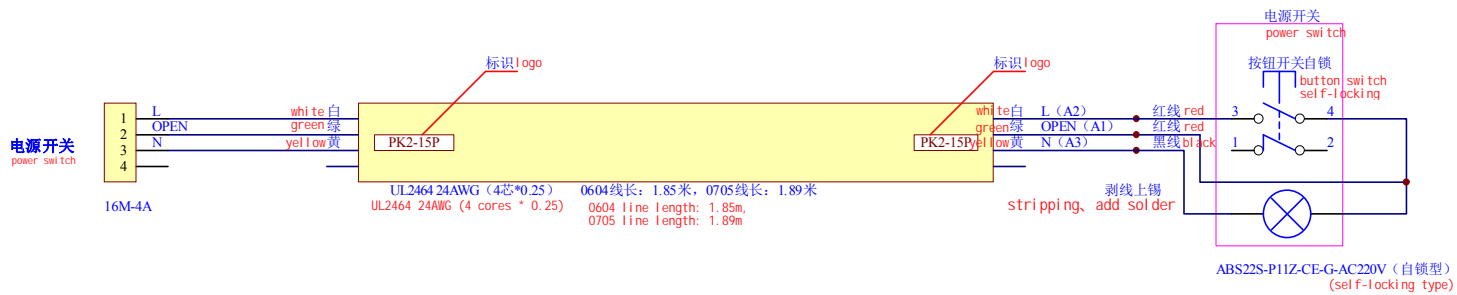
Title			PK2-急停开关线1接线图V1.0.2		
Size	Number		Revision		
A4					
Date:	7-May-2020		Sheet of		
File:	J:\E盘文件\PK机型\PK2 电器文件\PK 电器文件\PK 电器接线图 (框架接线图).ddb				

PK2整机成品线部件

PK2 complete machine finished line components

PK2-电源开关控制线PK2-15P

PK2-power switch control cable-PK2-15P



- 标识logo
 1. PK2-15P
 2. L
 3. OPEN
 4. N

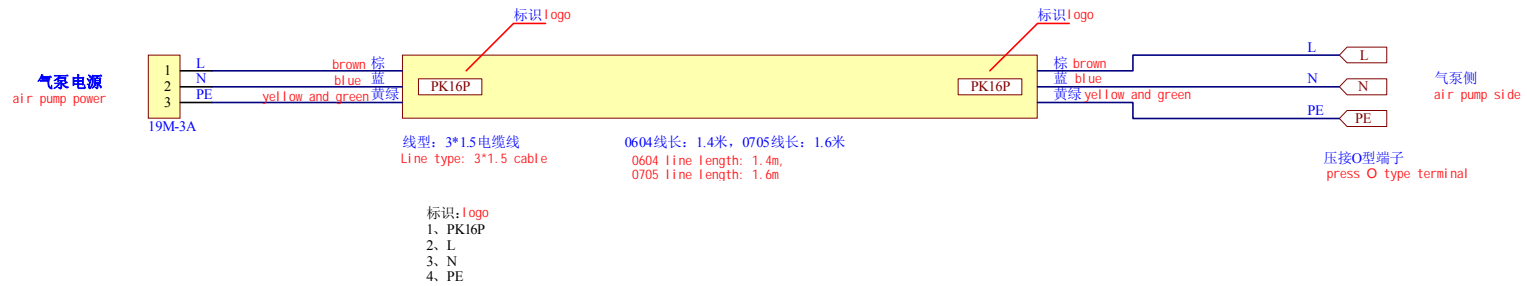
Title PK2-电源开关控制线接线图V1.0.3		
Size A4	Number	Revision
Date: 7-May-2020	Sheet of	
File: J:\E盘文件\PK机型\PK2 电器文件\PK 电器文件\PK2 电器接线图 (框架接线图).ddb		

PK2整机成品线部件

PK2 complete machine finished line components

PK-气泵电源线PK16P

PK-air pump power cable-PK16P



PK-气泵电源线接线图V1.0.1

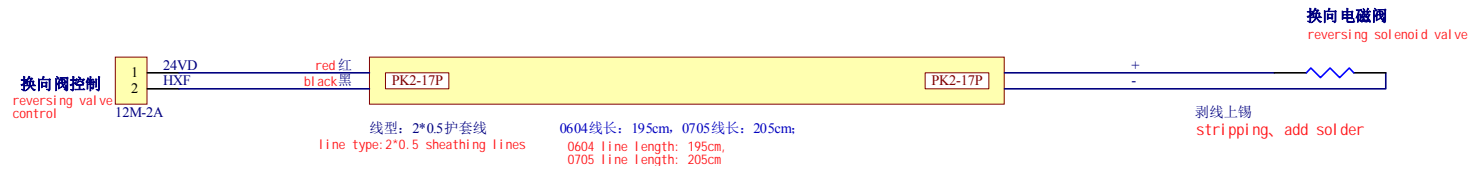
Title	PK-气泵电源线接线图V1.0.1	
Size	Number	Revision
A4		
Date:	7-May-2020	Sheet of
File:	J:\E盘文件\PK机型\PK2 电器文件\PK 电源线\PK2 电器接线图 (框架接线图).ddb	

PK2整机成品线部件

PK2 complete machine finished line components

PK2-换向阀控制线PK2-17P

PK2-reversing valve control cable-PK2-17P



线型: 2*0.5 护套线
line type: 2*0.5 sheathing lines

0604线长: 195cm, 0705线长: 205cm
0604 line length: 195cm, 0705 line length: 205cm

标识: logo
1、PK2-17P
2、+
3、-

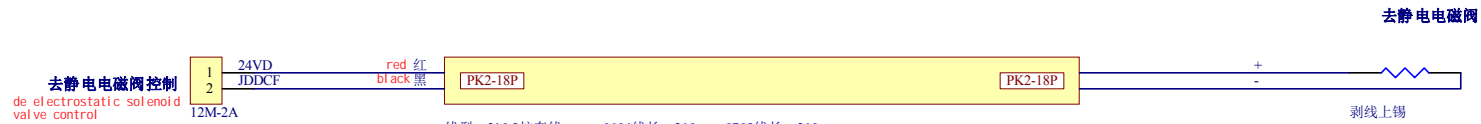
Title			PK2-换向阀控制线接线图V1.0.2		
Size	Number		Revision		
A4					
Date:	7-May-2020		Sheet of		
File:	J:\E盘文件\PK机型\PK2 电器文件\PK 电器文件\PK 电器接线图 (框架接线图).ddb		6 of 10		

PK2整机成品线部件

PK2 complete machine finished line components

PK2-去静电电磁阀控制线PK2-18P

PK2-De electrostatic solenoid valve control cable-PK2-18P



线型: 2*0.5护套线 0604线长: 210cm, 0705线长: 210cm
 line type: 2*0.5 sheathing lines 0604 line length: 210cm, 0705 line length: 210cm

标识: logo
 1、PK2-18P
 2、+
 3、-

Title PK2-去静电电磁阀控制线接线图V1.0.4		
Size A4	Number	Revision
Date: 7-May-2020	Sheet of	
File: J:\E盘文件\PK机型\PK2 电器文件\PK 电器文件\PK2 电器接线图 (框架接线图).ddb		

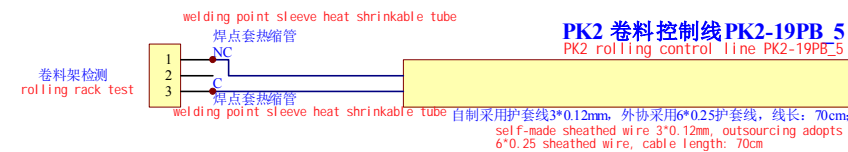
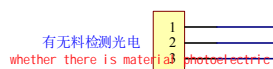
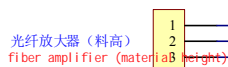
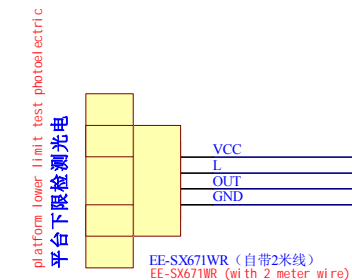
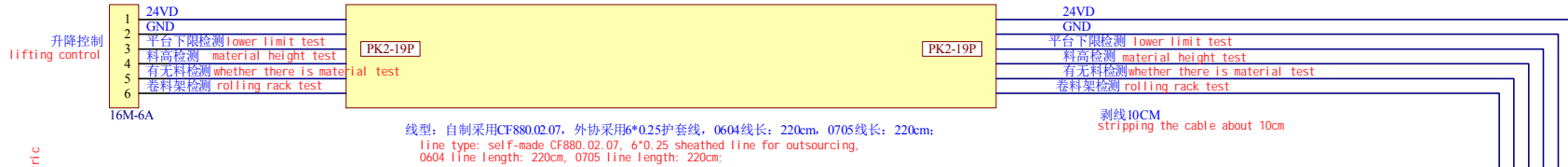
PK2整机成品线部件

PK2 complete machine finished line components

PK2-升降控制线1 PK2-19P

PK2-lifting control cable1-PK2-19P

- 标识: logo
 1、PK2-19P
 2、PK2-19P_1
 3、PK2-19P_2
 4、PK2-19P_4
 4、PK2-19P_5



注: 虚线内卷料选配

Note: rolling material in the dotted line is optional

PK2-升降控制线1接线图V1.0.4


Title	PK2-升降控制线1接线图V1.0.4	
Size	Number	Revision
A4		
Date:	7-May-2020	Sheet of
File:	JWF文件\PK机型\PK2电器文件\PK2电器接线图(框架接线图).ddb	1/1

PK2整机成品线部件

PK2 complete machine finished line components

PK2-升降电机电源线1 PK2-20P

PK2-lifting motor power cord 1 PK2-20P



线型: 自制UL2464 24AWG(6芯*0.25), 外协采用6*0.3护套线, 0604线长: 255cm, 0705线长: 300cm

line type: self-made UL2464 24AWG (6 cores * 0.25),
6*0.3 sheathed wire used for outsourcing,
0604 wire length: 255cm, 0705 wire length: 300cm

标识: logo
1、PK2-20P

Title **PK2-升降电机电源线1接线图V1.0.3**

Size	Number	Revision
A4		

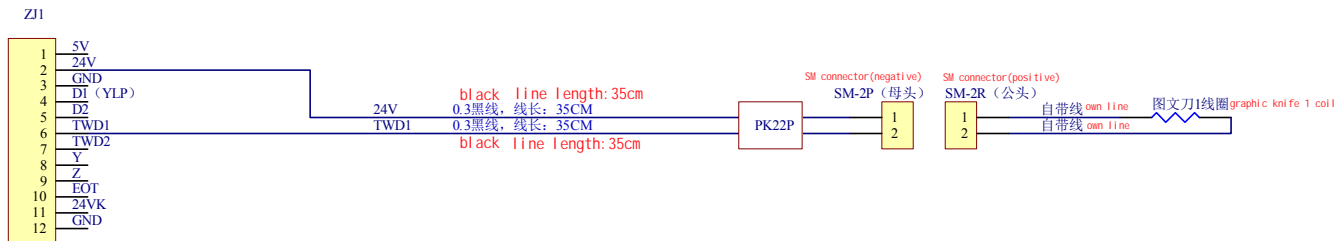
Date:	7-May-2020	Sheet of
File:	J:\E盘文件\PK机型\PK2 电器文件\PK 电器文件\PK2 电器接线图 (框架接线图).ddb	

PK2整机成品线部件

PK2 complete machine finished line components

PK-图文刀1控制线PK22P

PK- graphic knife 1 control line PK22P



2EDGKP-5.08-12P (面板固定式) / 2EDGRK-5.08-12P
 2EDGKP-5.08-12P (panel fixed type) / 2EDGRK-5.08-12P

剥10mm线上锡
 strip 10mm wire add solder

标识: logo
 1、PK22P
 2、24V
 3、TWD1

Title			PK-图文刀1控制线接线图V1.0.0		
Size	Number		Revision		
A4					
Date:	7-May-2020		Sheet of		
File:	J:\E盘文件\PK机型\PK2 电器文件\PK 电器文件\PK 电器接线图 (框架接线图).ddb				


PK2整机成品线部件

PK2 complete machine finished line components

PK-图文刀2控制线PK23P

PK-TW2 control cable-PK23P

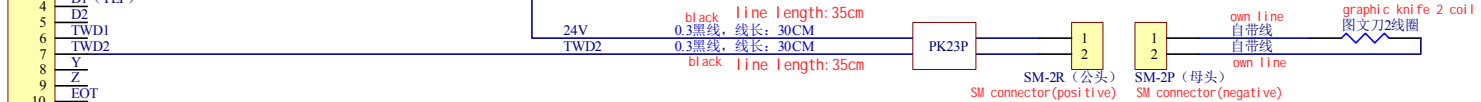
ZJ1



2EDGKP-5.08-12P (面板固定式) / 2EDGRK-5.08-12P
 2EDGKP-5.08-12P (panel fixed type) / 2EDGRK-5.08-12P

剥10mm线上锡
 strip 10mm wire add solder

标识: logo
 1、PK23P
 2、24V
 3、TWD2

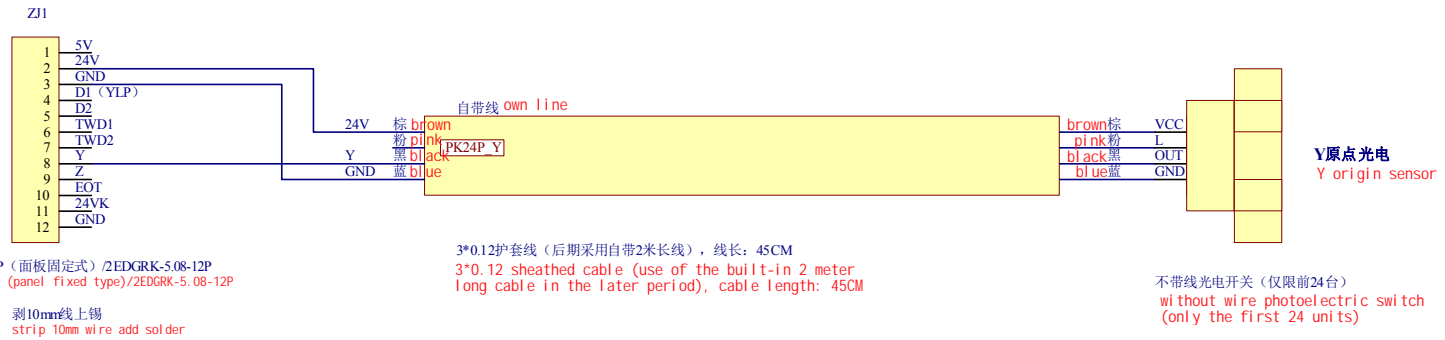


Title			PK-图文刀2控制线接线图V1.0.0		
Size	Number		Revision		
A4					
Date:	7-May-2020		Sheet of		
File:	JWF盘文件\PK机型\PK2 电器文件\PK 电器\PK23P\PK23P.ddb		PK-图文刀2控制线接线图 (框架接线图).ddb		

自制
self made

PK-Y原点控制线PK24P

PK-Y origin control cable-PK24P



2EDGKP-5.08-12P (面板固定式) / 2EDGRK-5.08-12P
2EDGKP-5.08-12P (panel fixed type) / 2EDGRK-5.08-12P

标识: logo
1、PK24P_Y
2、24V
3、Y
4、GND

PK-Y原点控制线接线图V1.0.1

Title	PK-Y原点控制线接线图V1.0.1	
Size	Number	Revision
A4		
Date:	7-May-2020	Sheet of
File:	J:\E盘文件\PK机型\PK2 电器文件\PK 电器接线图\PK 电器接线图 (框架接线图).ddb	

自制
self made

PK-Z原点控制线PK29P

PK-Z origin control cable-PK29P



2EDGKP-5.08-12P (面板固定式) / 2EDGRK-5.08-12P
2EDGKP-5.08-12P (panel fixed type) / 2EDGRK-5.08-12P

剥10mm线上锡
strip 10mm wire add solder

标识: logo
1、PK29P_Z
2、24V
3、Z
4、GND

3*0.12护套线 (后期采用自带2米长线), 线长: 45CM
3*0.12 sheathed cable (use of the built-in 2 meter long cable in the later period), cable length: 45CM

Title PK-Z原点控制线接线图V1.0.1		
Size A4	Number	Revision
Date: 7-May-2020	Sheet of	
File: J:\E盘文件\PK机型\PK2 电器文件\PK 电器接线图\PK2 电器接线图 (框架接线图).ddb		

PK2整机成品线部件

PK2 complete machine finished line components

PK2-升降按钮控制线1 PK2-30P

PK2- Lifting button control cable1-PK2-30P



标识: logo
1、PK2-30P


Title			PK2-升降按钮控制线1接线图V1.0.1		
Size	Number		Revision		
A4					
Date:	7-May-2020		Sheet of		
File:	J:\E盘文件\PK机型\PK2 电器文件\PK 电器文件\PK2 电器接线图 (框架接线图).ddb		16 of 16		

PK2整机成品线部件

PK2 complete machine finished line components

PK2-升降按钮控制线2 PK2-30PB

PK2- Lifting button control cable2-PK2-30P



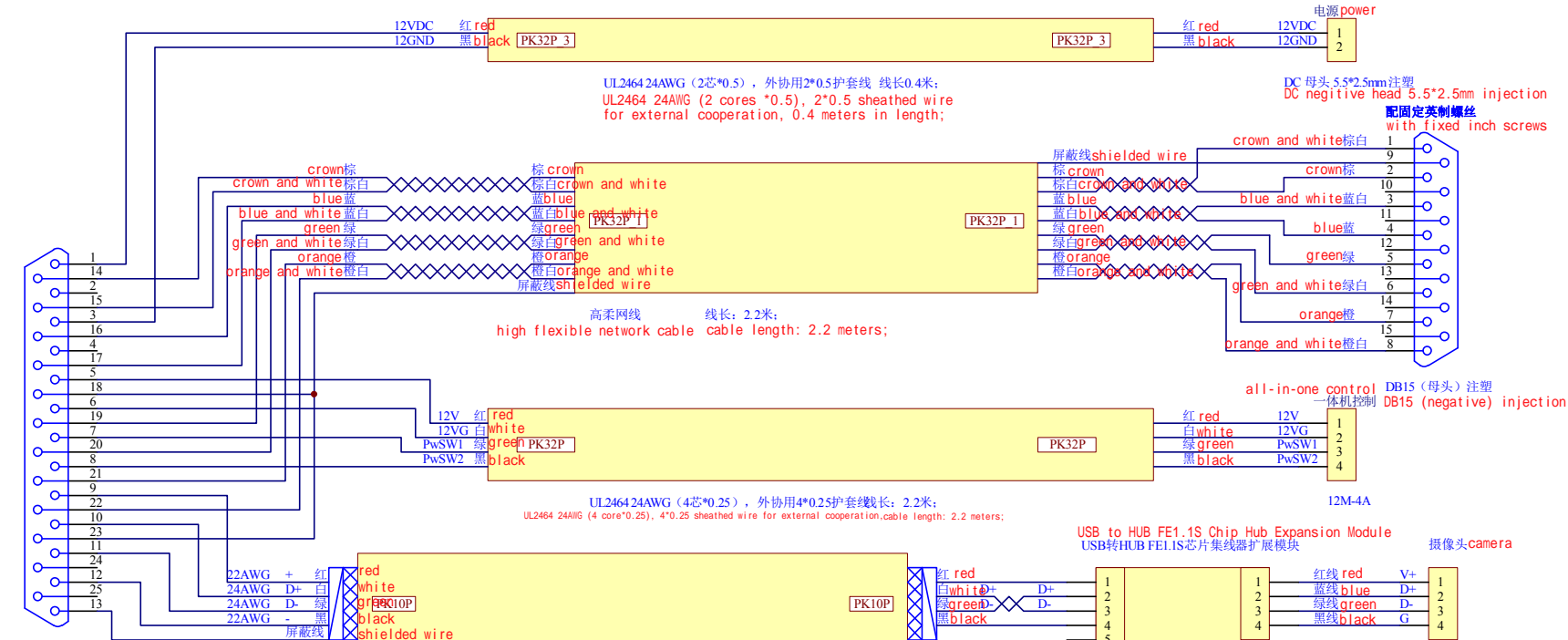
Title **PK2-升降按钮控制线2 接线图V1.0.0**

Size	Number	Revision
A4		

Date:	7-May-2020	Sheet of
File:	J:\E盘文件\PK机型\PK2 电器文件\PK 电器文件\PK2 电器接线图 (框架接线图).ddb	

佳联通定制
custom made by Jialiantong

PK-一体机控制PK32P
PK-all-in-one control PK32P



DB25 母头注塑
DB25 (negative) injection

成品线, 线长: 6米
finished line, line length: 6 meters

all-in-one control DB15 (母头) 注塑
一体机控制 DB15 (negative) injection

USB to HUB FE1.1S Chip Hub Expansion Module
USB转HUB FE1.1S芯片集线器扩展模块

- 标识: I000
1. PK32P
2. PK32P_1
3. PK32P_3
4. PK10P

注: 定制要求参照PK接头注塑接线图定制文档20200423
Note: For customization requirements, please refer to PK connector injection wiring diagram customization document 20200423

- 深圳佳联通定制线, 定制要求:
Shenzhen Jialiantong customized line, customized requirements:
1. 红、黑线采用22AWG线; 1. The red and black wires are 22AWG wires;
2. 白、绿线采用24AWG线双绞加锡箔纸; 2. The white and green wires use 24AWG twisted pair and tin foil paper;
3. 四根线再加一层锡箔纸后再加一层屏蔽网; 3. Add a layer of tin foil to the four wires and then add a layer of screen.
4. AWG端加磁环; 4. Add a magnetic ring to the AWG end.


Title		
PK-一体机控制线接线图V1.0		
Size	Number	Revision
A4		
Date:	7-May-2020	Sheet of
File:	JWF文件\PK机型PK2 电器文件PK 电器文件\PK 电器接线图 (框架接线图).dcb	1 of 1

PK2整机成品线部件

PK2 complete machine finished line components

PK2-送料电机电源线1 PK2-33P

PK2-Feeding motor power cord 1 PK2-33P



线型: 自制UL2464 24AWG(4芯*0.25), 外协采用4*0.3护套线, 0604线长: 135cm, 0705线长: 155cm

line type: self-made UL2464 24AWG (4 cores * 0.25), outsourcing adopts 4*0.3 sheathed wire, 0604 wire length: 135cm, 0705 wire length: 155cm

标识: logo
1、PK2-33P

Title			PK2-送料电机电源线1接线图V1.0.1		
Size	Number		Revision		
A4					
Date:	7-May-2020		Sheet of		
File:	J:\E盘文件\PK机型\PK2 电器文件\PK 电源线\PK2-送料电机电源线1接线图 (框架接线图).ddb		1/1		

佳联通定制
custom made by Jialiantong

The dashed line is DB9, the connector, injection-molded bifurcation, and the bifurcation outlet is 0.15m
虚线内为DB9、把接头，注塑分叉，分叉出线0.15米

with fixed inch screws
配固定英制螺丝

DB9母头注塑
DB9 (negative) injection

with fixed inch screws
配固定英制螺丝

DB9母头注塑
DB9 (negative) injection

摄像头 camera

USB接头 (公头注塑)
USB connector (positive injection)

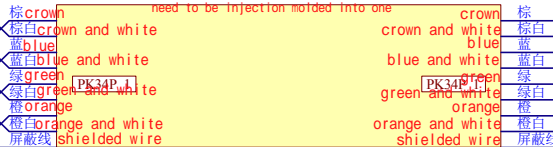
注：定制要求参照PK接头注塑接线图定制文档20200424

Note: For customization requirements, please refer to PK connector injection wiring diagram customization document 20200423

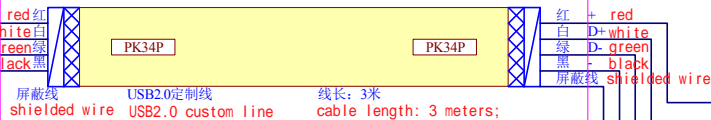
标识: logo
1、PK34P
2、PK34P_1

PK-操作台控制PK34P
PK- console control PK34P

虚线两根线需要注塑成一根线
The two lines with the dotted line need to be injection molded into one



高柔网线 线长: 3米;
high flexible network cable cable length: 3 meters;



屏蔽线 USB2.0定制线 线长: 3米;
shielded wire USB2.0 custom line cable length: 3 meters;

DB25 positive injection
DB25公头注塑
英制固定螺丝
inch fixing screws

Title **PK-操作台控制线接线图V1.0.0**

Size A4	Number	Revision
Date: 7-May-2020	Sheet of 1/1	
File: JWF文件\PK机型\PK2 电器文件\PK 电器文件\PK 电器接线图 (框架接线图).ddb		

